

# Codes

This is a list of "cheat" **codes** that aren't linked to game progression in *Tunic*.

## Meta Codes

Certain codes cannot be found within the game itself. They can be activated at any moment in the game.

### Big Head Mode

Code:  
URUL URDR RURD LDRD

Details:  
Makes your **fox**'s head and Rudeling heads bigger. Entering the code again or closing the game entirely un-toggles Big Head mode.

Discovery:  
Streamers and media were sent the press kit version of *Tunic*, which contained the game, various goodies, and one of 25 potential puzzle pieces. These puzzle pieces could be theoretically connected together to form the full 5x5 image. Users shared photos of their puzzle piece online and stitched together the full puzzle through collaboration, revealing an image of a 4x4 grid of foxes holding flags in specific directions, and thus producing the secret code.

↑	→	↑	←
↑	→	↓	→
→	↑	→	↓
←	↓	→	↓

Alternatively, the same code is obtained via a Holy Cross code in the inner flap of the Nintendo Switch physical cover art for *Tunic*.

Sources:  
<https://www.resetera.com/threads/tunics-great-press-kit-mystery-has-been-solved-now-discover-it-yourself-no-spoilers%E2%80%94just-joy.564229/>  
<https://twitter.com/Dancrane212/status/1505169325296074842>

[https://www.reddit.com/r/TunicGame/comments/1930ho3/inside\\_the\\_game\\_case\\_for\\_switch/](https://www.reddit.com/r/TunicGame/comments/1930ho3/inside_the_game_case_for_switch/)

## Sunglasses Mode

Code:

UUU LUL URU LUR ULU RUR DRD LDR DLD RDL DL

Details:

Gives your fox and Terry the Chompignom (a specific enemy in the West Garden) a pair of sunglasses. The sunglasses disappear when the player either dies or returns to the title screen. The sunglasses match the color of the fox's neckband, which can be customized in the secret changing room to the right of the Overworld's fountain.

Discovery:

The Sacred Geometry clothing apparel contains a Holy Cross code in its design. Alternatively, via in-game means, the same Holy Cross code is present in page 5 of the instruction manual, though the origin point is more abstractly represented by the fox's feet rather than an exact symbol, so it is not inherently apparent that this is a Holy Cross code, compared to the real-life clothing merchandise.

Sources:

<https://www.compressmerch.com/collections/finji/products/tunic-sacred-geometry-unisex-tee>

<https://www.compressmerch.com/collections/finji/products/tunic-sacred-geometry-kids-tee>

<https://www.compressmerch.com/collections/finji/products/tunic-sacred-geometry-pullover-sweatshirt>

<https://www.compressmerch.com/collections/finji/products/tunic-sacred-geometry-zip-up-hoodie>

## Icebolt Cost Reduction

Code:

RUL DDR ULU

Details:

Reduces the magic-points cost of Icebolt for 80 seconds.

Discovery:

Andrew Shouldice (dicey), the lead developer, intended the MP cost of the Magic Dagger + Magic Wand combo to equal the cost of both upon the initial release of the game. However, due to an oversight, the cost was much cheaper. He wanted to fix it, but was afraid that it would upset some of the community, like speedrunners.<sup>[1]</sup>

The September 27, 2022 game update increased the MP cost of the Magic Dagger + Magic Wand combo to the intended amount, and it also added a secret code that temporarily lowers the cost,

specifically to help players such as speedrunners. dicey shared the code by placing hidden directions in a Discord message when announcing the news.

Source:

<https://www.youtube.com/watch?v=TYqj8LoRL-E&t=211s>

## Best Friend Animation

Code:

ULL DRD LUL LDR DLU RDL DRR URD LDR RR

Details:

The fox hugs a Lure.

Discovery:

The Huggable Fox Plush has a tag that contains a Holy Cross code.

Sources:

<https://www.fangamer.com/products/tunic-fox-plush>

[https://www.youtube.com/watch?v=G\\_nydsm780](https://www.youtube.com/watch?v=G_nydsm780)

---

## In-Game Codes

These particular in-game codes are found within the instruction manual and can be activated at any moment in the game. The player typically isn't meant to comprehend their meaning until they receive page 43 of the instruction manual at the minimum, and 47 and 48 as supplementary.

## Seeking-Spell

Code:


ULU RDR

Details:

Tiny false fairies locate any nearby fairy souls.

Source:

Page 47/48 of the instruction manual



## 1 Free Ice Bomb

Code:

LDR URD RUR DRUL

Details:

Gain 1 free Ice Bomb. Only works once.

Source:

Page 17 of the instruction manual



## 1 Free Explosive Bomb

Code:


DRU RUL ULD LDR

Details:

Gain 1 free Explosive Bomb. Only works once.

Source:

Page 17 of the instruction manual



## 1 Free Fire Bomb

Code:

LUR DRU RDR URDL

Details:

Gain 1 free Fire Bomb. Only works once.

Source:

Page 17 of the instruction manual



## Healing Spell

Code:


DRD LURU

Details:

Consume some magic-points to heal yourself.

Source:

Page 52 of the instruction manual



---

# Back Cover Code

The back cover of the instruction manual has this message encoded in Trunic.


"Under the moon,  
contemplate this prayer.  
Near an ancient tomb  
plundered for its blade  
lies a special place.  
up dow up dow le righ le righ up dow le righ"

Instructions:

1. Go to the East Forest and approach the Hero's Grave, where the player obtained the Sword.
2. Enter the code translated from the back cover:

UDU DLR LRU DLR

Entering the code produces a treasure chest containing 1 gem. On New Game+ playthroughs, the grass and bushes return, the Sword returns, but the treasure chest remains, acting as an obstacle that perfectly blocks the pathway to reach the Sword.



---

## References

1. <https://www.youtube.com/watch?v=dUA-MPk1KC0&t=995s>
- 

Revision #48

Created 20 March 2022 09:57:31 by Firestrike

Updated 1 March 2025 02:59:44 by HylianAngel